


3DC11AOI-05DR

SMD 3D Coil Half Drumcore

13x11.6x3.9mm (4.91-7.2mH)

3-AXIS TRANSPONDER INDUCTOR (3DCOILS™)



APPLICATIONS

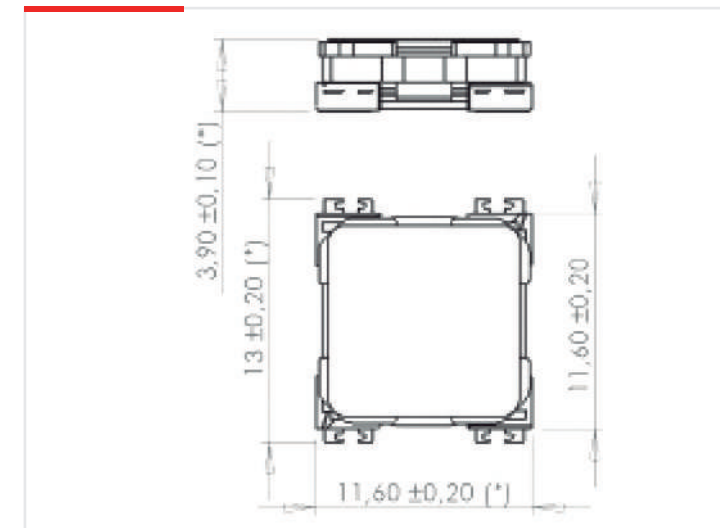
- › Automotive Passive keyless entry systems.
- › Automotive RTPMS with wake up functions.
- › Industrial logistics and control.
- › Access control.
- › Tracking devices

01 CHARACTERISTICS

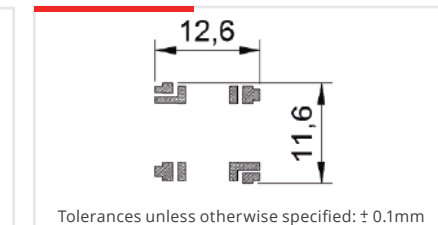
- › 3 coils in one component, oriented in the 3 space axes with full functionality
- › Allows Automatic Optical Inspection
- › High sensitivity (>72mV/A/m) and isotropic performance
- › Available with different inductance values
- › Very stable electrical properties in full operational operative range (-40°C → +125°C)
- › Max. Operating Temperature: +125°C
- › Suitable for Pick&Place SMD assembly

02 SPECIFICATIONS

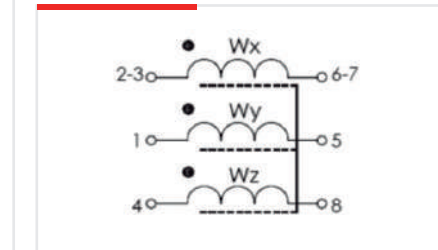
DIMENSIONS (mm)



RECOMMENDED PAD-LAYOUT



ELECTRICAL DIAGRAM



ELECTRICAL SPECIFICATIONS | 125KHz

P/N	L x,y,z (mH)	Q x,y Min	Qz min	SRFx,y (kHz) Min	SRFz (kHz) Min	DCR x,y,z(Ω) Max	Sensitivity x,y,z (mV/A/m) Min	Dimensions (mm) Max
3DC11AOI-05DR-0491J	4.91±5%	22	20	400	500	180	72	13 x 11.6 x 3.9
3DC11AOI-05DR-0720J	7.2±5%	20	18	380	480	150	80	13 x 11.6 x 3.9

This chart is a reference guide for the most common required values at working frequency of 125 kHz. Any other inductance value at LF or tighter tolerances can be provided. Also can be supplied different inductance values in the different winding axis. **Please contact our sales department for any inquiry.**

L and Q factor measured at 125 kHz, 1 Vac.

Sensitivity measured with Helmholtz coils H=8.36 App/m @125 kHz. Contact us for measurement specification.

SRF: Self Resonant Frequency of the coil.